



MAY EVENTS

DIY Ideas for your Cinco de Mayo Party

CONTRIBUTOR: SCOTT BOAMAN



CHURRO CUPCAKES

COOK TIME

18

SERVES

16

Baking & Spices

- 1 1/3 tbsp Cinnamon, ground
- 1tbsp Cinnamon sugar
- 1 box French vanilla cake mix
- 3 cups powdered sugar

1 tbsp Vanilla

1 small box Vanilla pudding mix,
sugar free fat free instant

Dairy

- 3/4 cup Butter
- 2 tbsp Milk

INSTRUCTIONS

1. Collect some food cans (any kind you like)
2. Put some succulent soil in the cans, fill with your choice of succulents – Sempervivum, Sedum or tender succulents, and place in a semi-shaded spot to display them.
3. Water occasionally
4. Enjoy your unique and funky containers for succulents!



CAN SUCCULENTS

Three Reasons to Buy vs. Rent

CONTRIBUTOR: SARAH GOFORTH



1: Cost of renting:

According to recent studies, rent increases have far outpaced inflation in recent years (see chart). Vacancy rates are low, and the growth in renter households is high. This means that landlords have greater pricing power when setting rents.

2: Cost of not owning:

The average rate of home price appreciation over the past 20 years has been over 3% per year. In the past five years, house appreciation

in many markets for starter homes have been even greater. At 3% annual appreciation, a \$10,000 down payment on a \$200,000 house could grow to \$40,000 over a five year time period. That \$30,000 of growth in our example is money that you're losing by not owning a home.

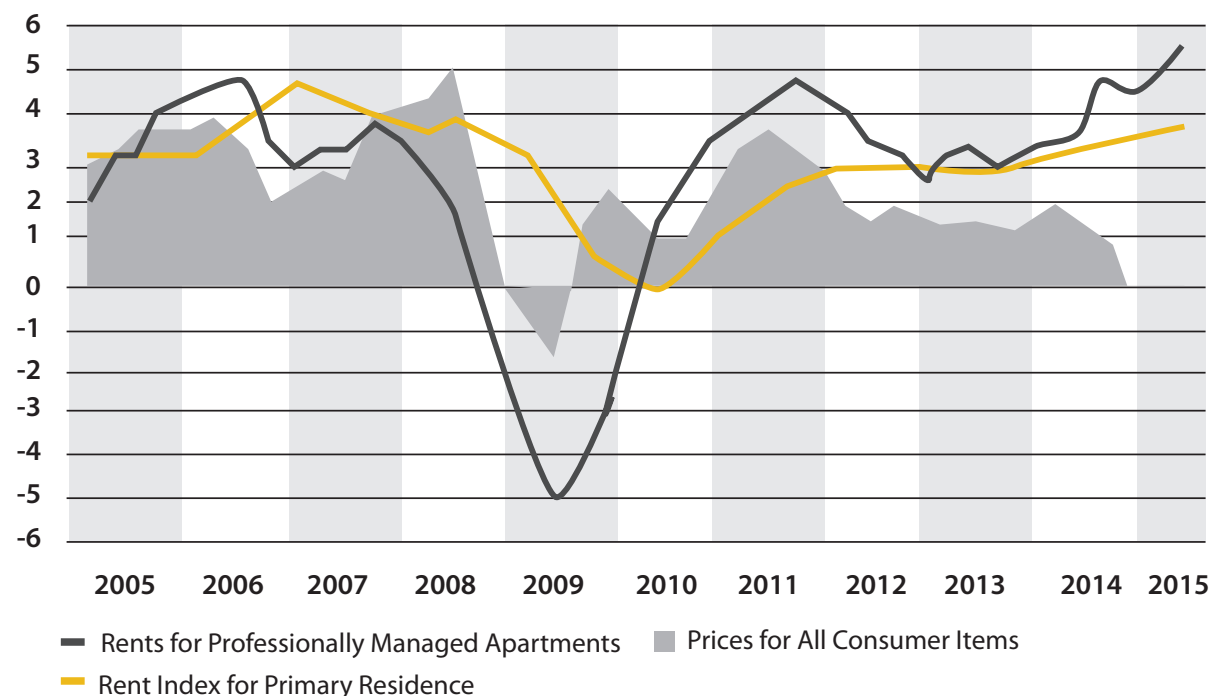
3: Tax benefits of owning:

In many cases, mortgage interest and property taxes are tax deductible. Assume you pay \$1,200/month in mortgage interest and property

taxes, and you're in a 25% income tax bracket. This would translate into approx. \$300/month in tax savings if you itemize your tax deductions. In other words, your after-tax payment would be \$300/month less if you buy vs. rent because rent payments are not tax deductible. Please see a CPA for details on the tax deductibility of mortgage interest. Also, please reference IRS publication 936 and see my article called, When is Mortgage Interest Tax Deductible?

Rent Increases Continue to Outpace Inflation

Annual Change (Percent)



Source: JCHS tabulations of US Bureau of Labor Statistics and MPF Research Data

Source: Harvard Joint Center for Housing Studies, America's Rental Housing Expanding Options for Diverse and Growing Demand, 2015, www.jchs.harvard.edu. All rights reserved.



Recipe of the Month: Spinach and Sundried Tomato Penne

CONTRIBUTOR: JONATHAN "JJ" JEROTZ

INGREDIENTS:

- | | | |
|----------------------------------|--|--|
| 1 cup vegetable broth | 1 tablespoon olive oil | 1 bunch fresh spinach, rinsed and torn into bite-size pieces |
| 12 dehydrated sun-dried tomatoes | 1/4 teaspoon crushed red pepper flakes | 1/4 cup grated Parmesan cheese |
| 2 tablespoons pine nuts | 1 clove garlic, minced | |

PREPARATION:

PREP TIME

15

MIN S

1 In a small saucepan, bring the broth to a boil. Remove from heat. Place the sun-dried tomatoes in the broth 15 minutes, or until softened. Drain, reserving broth, and coarsely chop.

2 Bring a large pot of lightly salted water to a boil. Place penne pasta in the pot, cook 9 to 12 minutes, until al dente, and drain.

3 Place the pine nuts in a skillet over medium heat. Cook and stir until lightly toasted.

4

Heat the olive oil and red pepper flakes in a skillet over medium heat, and saute the garlic 1 minute, until tender. Mix in the spinach, and cook until almost wilted. Pour in the reserved broth, and stir in the chopped sun-dried tomatoes. Continue **cooking 2 minutes, or until heated through.**

5

In a large bowl, toss the cooked pasta with the spinach and tomato mixture and pine nuts. Serve with Parmesan cheese.

COOK TIME

25

MIN S

Drink of the Month: Mint Julip

CONTRIBUTOR: STEVE EMMINGER

This wonderful refreshing Mint Julep cocktail is very popular in Kentucky. People from Charleston, South Carolina, also like to claim the mint julep as their own. It is always made with fresh mint, bourbon, and plenty of crushed or shaved ice.

INGREDIENTS:

Mint leaves
2 tablespoons Mint Syrup
Crushed ice
2 tablespoons water
2 ounces good-quality Kentucky
bourbon
Fresh mint sprig



P
R
E
P
T
I
M
E

5

M I N S

INSTRUCTIONS:

Crush or muddle a few mint leaves in the bottom of an 8-ounce Mint Julep Cup (using the back of a spoon to crush mint leaves) until mixture forms a paste. Then fill the Mint Julep Cup 1/2 full with crushed or shaved ice. Add prepared Mint Syrup, water, and bourbon. Stir until the silver cup is frosted on the outside.




DOGS

PICTURED: LEFT - Australian Shepherd; Top Right - French Bull Dog; Bottom Right - Siberian Husky

Reading Your Breed: What you need to know about your best friend

CONTRIBUTOR: JAMES CARMODY

Read more at www.moderndogmagazine.com/breeds



THE PUG

As the Pug's many fans will attest, this breed makes a charming companion. Some Pugs are placid and dignified and others are excitable extroverts, but all are "people" dogs that want to spend as much time with their owners as possible. Large, wide set, round eyes; small ears; a pushed-in nose; and a wide mouth—all set amongst large, deep wrinkles—create the unique and sweet expression beloved by besotted Pug guardians, including many royals, from Empress Josephine Bonaparte to the Duke and Duchess of Windsor.



THE DACHSHUND

This is one fearless performer who insists on doing his own stunts, whether going underground in small, dark spaces, chasing small game through thick brush, or climbing onto the table to steal food. As the huntsmen of the 18th century discovered the value of these low-slung yet energetic hounds, they began to breed coat varieties to suit different uses. Small-sized Dachsies were used to hunt rabbits and other smaller game and eventually became established as Miniatures of all three coat types.



THE GOLDEN RETRIEVER

Sweet, docile and affectionate, it's little wonder that when it comes to puppies, Golden Retrievers invariably leap to mind. There's something particularly heart-melting about these bundles of wriggling blond fur, with their oversized paws, soft brown eyes, alert tails and, of course, velvet floppy ears. Born to please, these 65- to 80-pound gentle beasts of the canine world are particularly patient with children, friendly with other dogs and people, and easy to train.



SPRING OUTDOOR LIVING


How to spruce up your outside area

CONTRIBUTORS: ERICA ENGLISH & AMANDA NORRIS



WORK WITH SMALL SPACES

If you don't have a big space, don't be discouraged! simply adding a corner table, modern chair and plants can make your space look dialed in.



ADD LIGHTING

Add a 1 or 2 strands of lights. String lights are great for spring and summer BBQs.



GO BLACK AND WHITE

Black and white is always in style and makes any space look elegant and contemporary.



ADD WALL DECOR

If you have stucco walls, add a piece of wall decor like a mirror or plywood plan arrangement. It will instantly add life to your space.



ADD FLOWERS

Give your space a pop of color by adding flowers. You can pot or plant them in wooden crates like the above.



ADD AN AREA RUG

This addition will make your patio feel even more inviting and homey.